



COLUMBIA MARKETPLACE FOR SALE

Federal Way & Gowen Road
LOT SIZE: 0.66 Acres
SALE PRICE: \$14.05/SF

PROPERTY HIGHLIGHTS

- Columbia Marketplace is a retail shopping center located on the corner of Federal Way and Gowen Road.
- Columbia Marketplace is anchored by Albertsons.
- Other tenants include: McDonald's, Supercuts and The UPS Store.

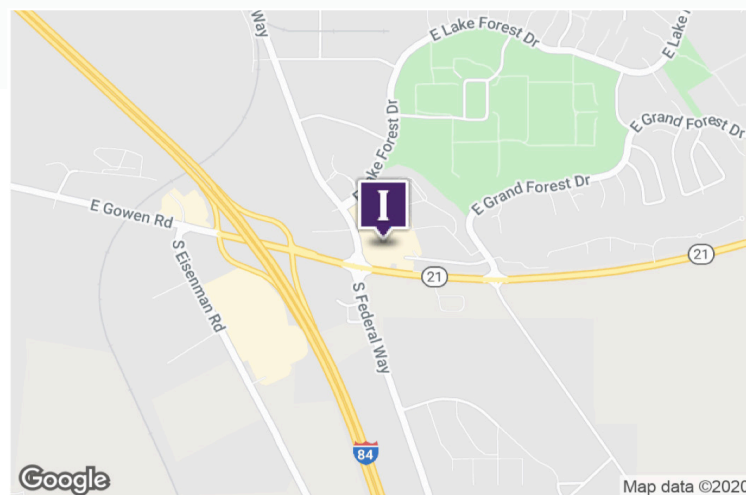
- This is the only supermarket anchored shopping center within a 1 mile radius. Serves Columbia Village and surprise Valley communities, plus Micron Technology & is on a Freeway off ramp.



LOT SIZE
1 LOT TOTAL
0.66 Acres



PRICE
\$403,802



INTERMOUNTAIN
 COMMERCIAL REAL ESTATE

DARIN BURRELL
 darin@icrellc.com
 (208) 286-2260 office
 (208) 860-0332 cell

www.icreboise.com | 380 E. Parkcenter Boulevard Suite 290, Boise, ID 83706 | (208) 429-8603 office

The information has been obtained from sources believed reliable and, while we do not doubt its reliability, ICRE has not verified it and makes no guarantees, warranties or representations, expressed or implied, as to its accuracy. All interested parties should conduct their own independent investigation and rely on those results.



EXECUTIVE SUMMARY

Sale Price: **\$403,802**
 Lot Size: **Varies**
 Cross Streets: **Federal Way & Gowen Rd**

PROPERTY OVERVIEW

The subject property is located within the Columbia Marketplace Shopping Center and is anchored by Albertsons. Other tenants include: McDonalds, Supercuts, The UPS Store, and GNC.

This is the only supermarket anchored shopping center within a 1-mile radius and serves the communities of Columbia Village and Surprise Valley, plus Micron Technology and is on a Freeway off ramp. Located on the corner of Federal Way and Gowen Rd.

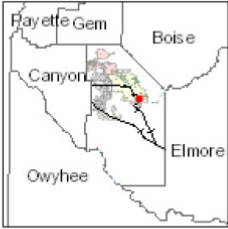


INTERMOUNTAIN
 COMMERCIAL REAL ESTATE

DARIN BURRELL
 darin@icrellc.com
 (208) 286-2260 office
 (208) 860-0332 cell

Ada County Assessor

This map is a user generated static output from an Internet mapping site and is for general reference only. Data layers that appear on this map may or may not be accurate, current, or otherwise reliable. THIS MAP IS NOT TO BE USED FOR NAVIGATION OR LEGAL PURPOSES.



Legend

- + Railroad
- Roads (2,000 - 4,000 s)
 - <all other values>
 - Interstate
 - Ramp
 - Principal Arterial
 - Collector
 - Minor Arterial
 - Local
 - Parks
 - Alley
 - Driveway
- Parks
- Townships
- Sections
- Condos
- Parcels

9/29/2021



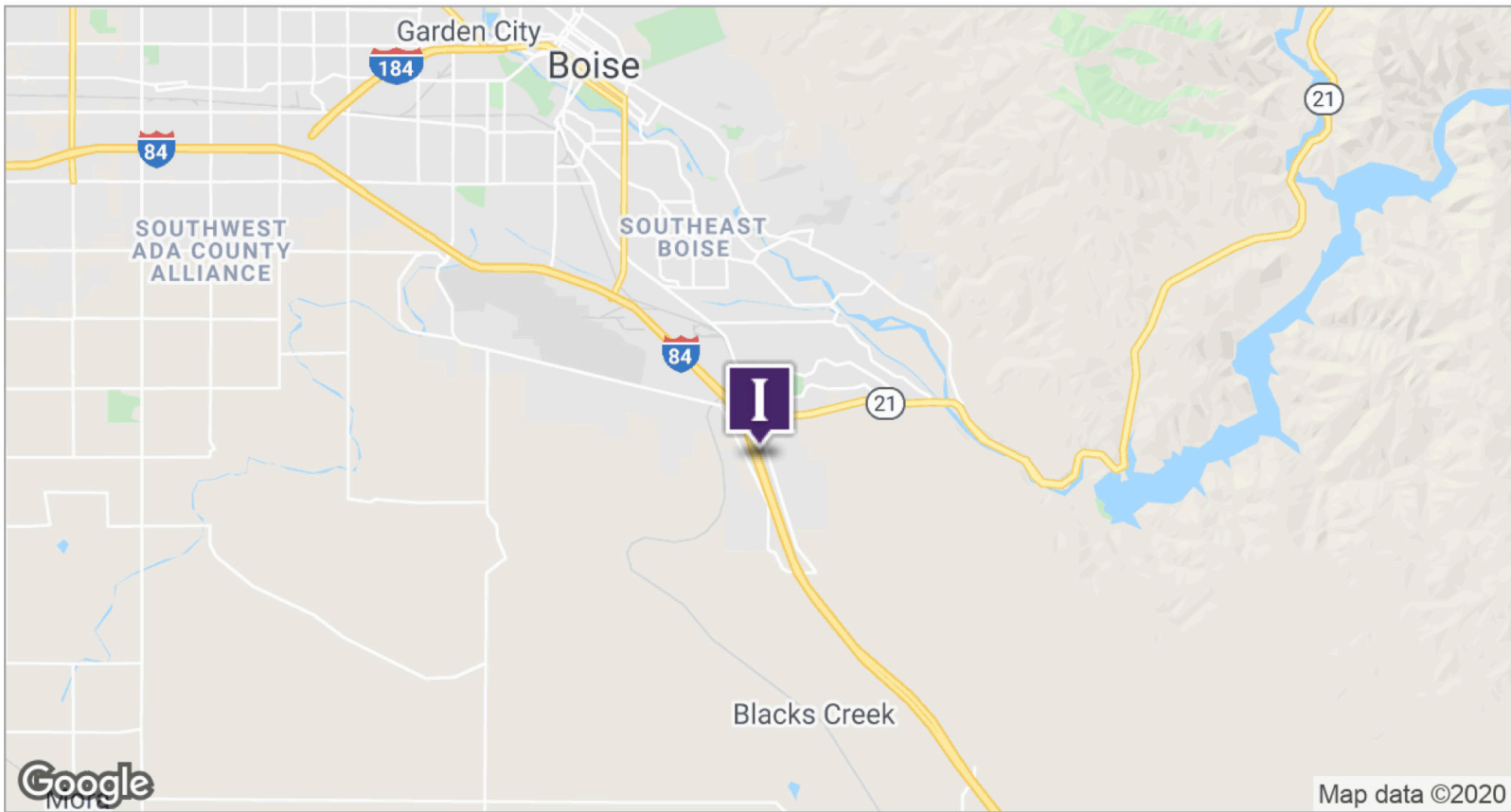
INTERMOUNTAIN
COMMERCIAL REAL ESTATE

DARIN BURRELL
 darin@icrellc.com
 (208) 286-2260 office
 (208) 860-0332 cell



INTERMOUNTAIN
COMMERCIAL REAL ESTATE

DARIN BURRELL
darin@icrellc.com
(208) 286-2260 office
(208) 860-0332 cell

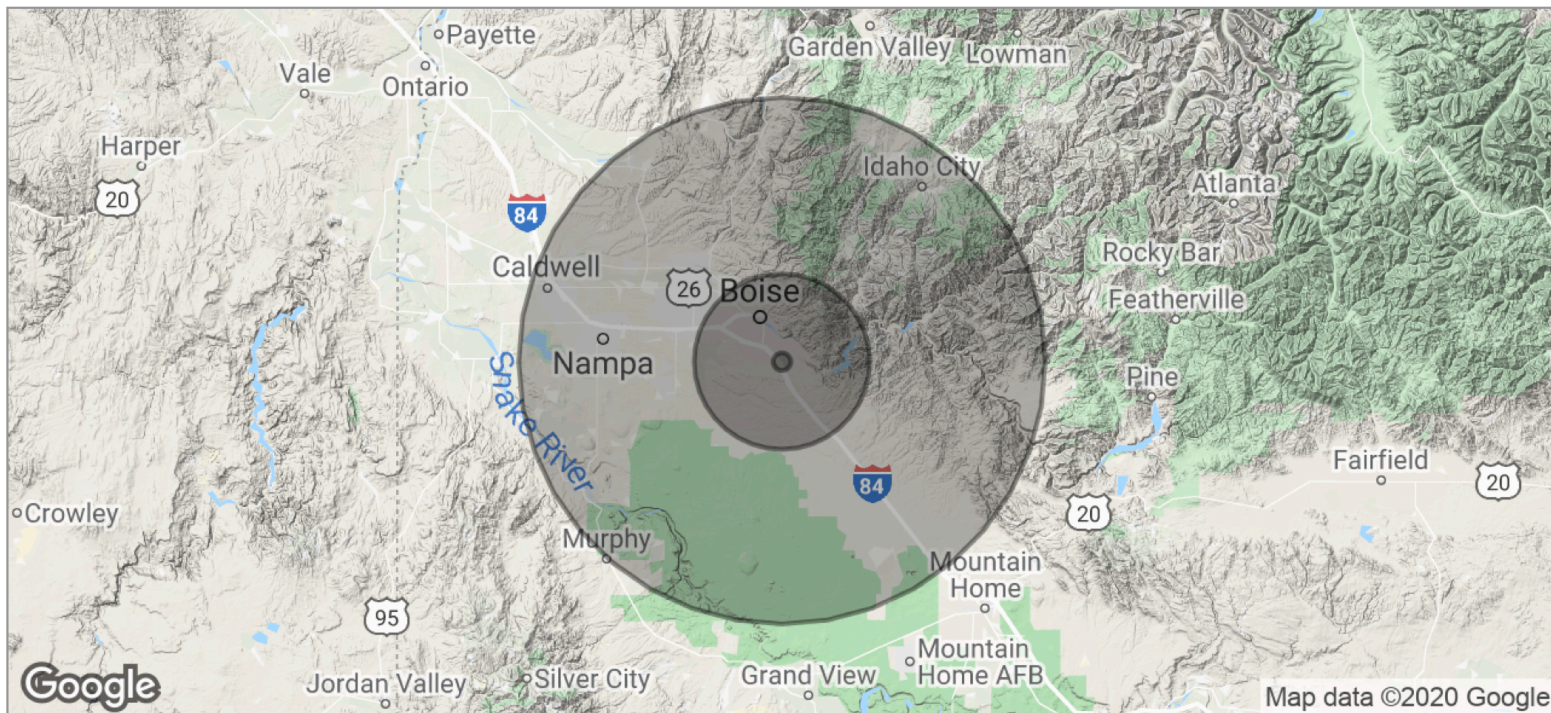


INTERMOUNTAIN
COMMERCIAL REAL ESTATE

DARIN BURRELL
darin@icrellc.com
(208) 286-2260 office
(208) 860-0332 cell

www.icreboise.com | 380 E. Parkcenter Boulevard Suite 290, Boise, ID 83706 | (208) 429-8603 office

The information has been obtained from sources believed reliable and, while we do not doubt its reliability, ICRE has not verified it and makes no guarantees, warranties or representations, expressed or implied, as to its accuracy. All interested parties should conduct their own independent investigation and rely on those results.



POPULATION	1 MILE	10 MILES	30 MILES
TOTAL POPULATION	1,013	186,570	621,358
MEDIAN AGE	35.7	34.6	34.5
MEDIAN AGE (MALE)	34.5	33.9	33.9
MEDIAN AGE (FEMALE)	36.5	35.3	35.2
HOUSEHOLDS & INCOME	1 MILE	10 MILES	30 MILES
TOTAL HOUSEHOLDS	373	80,182	233,612
# OF PERSONS PER HH	2.7	2.3	2.7
AVERAGE HH INCOME	\$90,384	\$64,430	\$70,041
AVERAGE HOUSE VALUE	\$210,823	\$254,858	\$234,845

* Demographic data derived from 2010 US Census



INTERMOUNTAIN
COMMERCIAL REAL ESTATE

DARIN BURRELL
 darin@icrellc.com
 (208) 286-2260 office
 (208) 860-0332 cell